

iGUIDE Tools

3D Property Tour

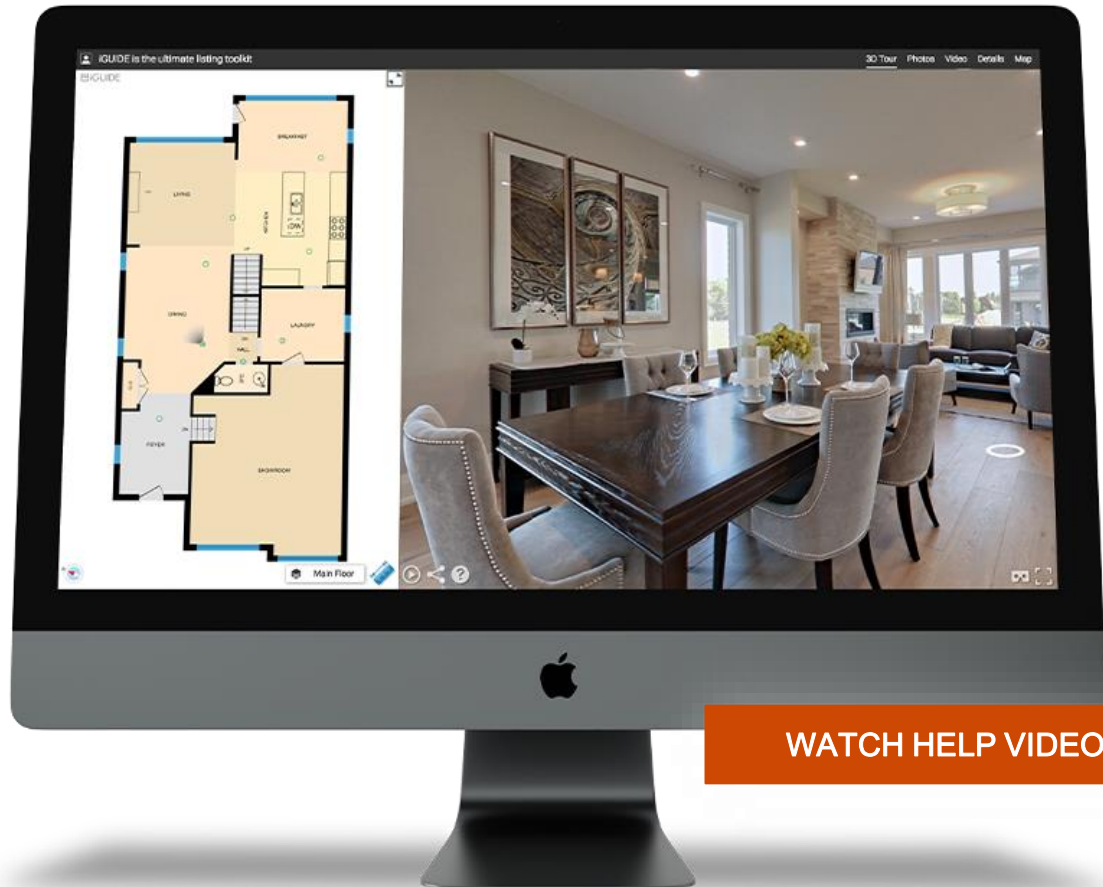
Property Details:

- Description
- Floor Plans
- Room Measurements
- Area Calculations

Add a Photo Gallery

Add a Video

Neighborhood Map



[WATCH HELP VIDEO](#)

Special Tools

On Screen Measurements

Capture Custom Picture

Share iGUIDE

Self Directed Tour

Navigation

Click & Hold on Images

Click on Floor Spheres

Click on Floor Plan Hot Spots

Click and Spin on Floor Plan

Viewers

View with Headset

Full Screen View

What is iGUIDE Report



When it's ready, you will be emailed your iGUIDE Report:

Media Links

iGUIDE 3D Tour

Floor Plans

* Links are branded for you and unbranded for MLS

Download Files

Photos

Complete offline iGUIDE

Photospheres for Facebook

Marketing Tools

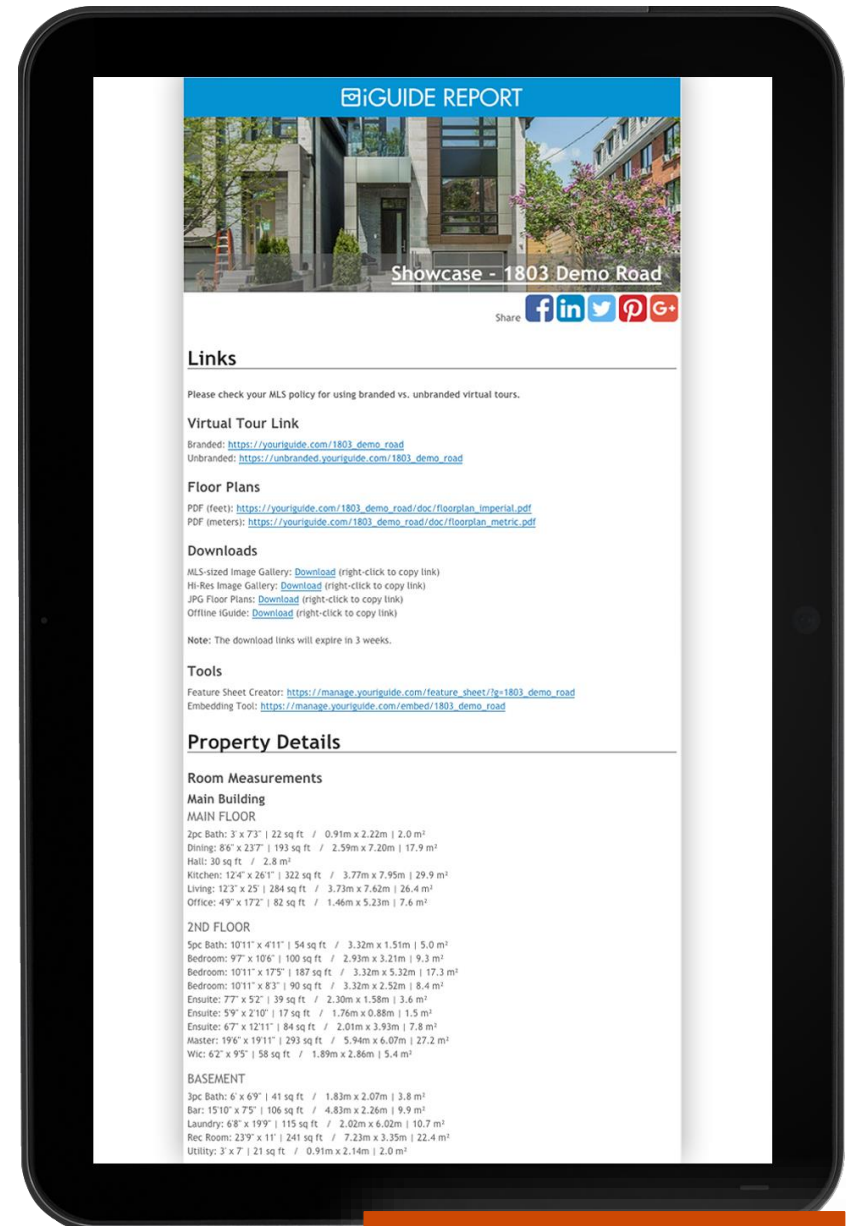
Create a custom Brochure

Embed Codes to add iGUIDE to website

Property Details

Room Dimensions

Floor Area Calculations



WATCH HELP VIDEO

What is iGUIDE Analytics



iGUIDE Analytics is your weekly online activity report:

3 Sets of Data

All Time Activity

Last 7 Days

Last 8 Weeks

Data for your Sellers

Number of iGUIDE Visitors

Number of Repeat Visitors

How long are they visiting for

Data for you

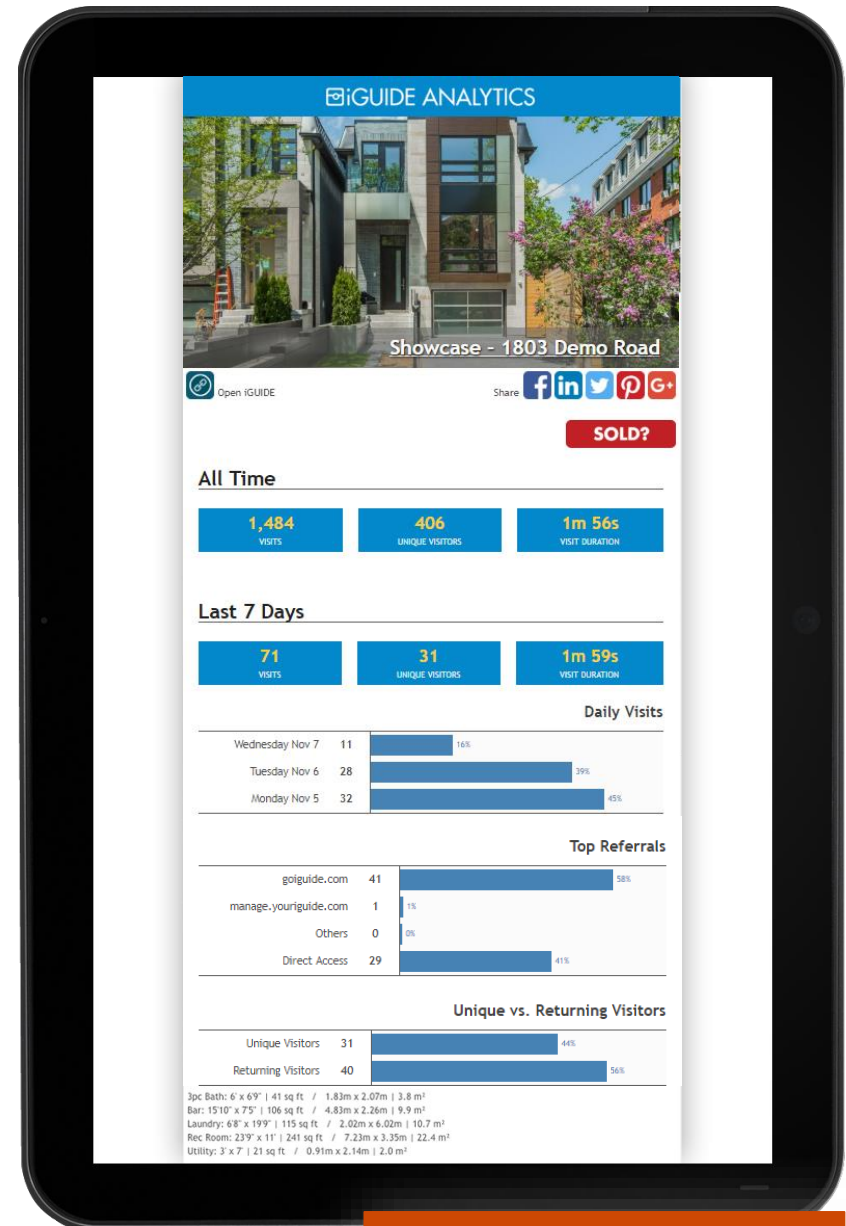
Where are they coming from

When is my greatest activity

Lock & Share your iGUIDE

When 'Sold' Lock public access

Share 'Private Access' with Buyers



WATCH HELP VIDEO

Customize your iGUIDE



Have your branding appear on:

iGUIDE
Interface

Printable
Floor Plans

iGUIDE
Analytics

You need to send us:

Branding Images:

A headshot (jpg or png file format)

A logo (jpg or png file format)

Public Contact Information:

Name and Title

Brokerage

Phone Number (s)

Email Address

Website

Social Media Links



BRANDED TOUR

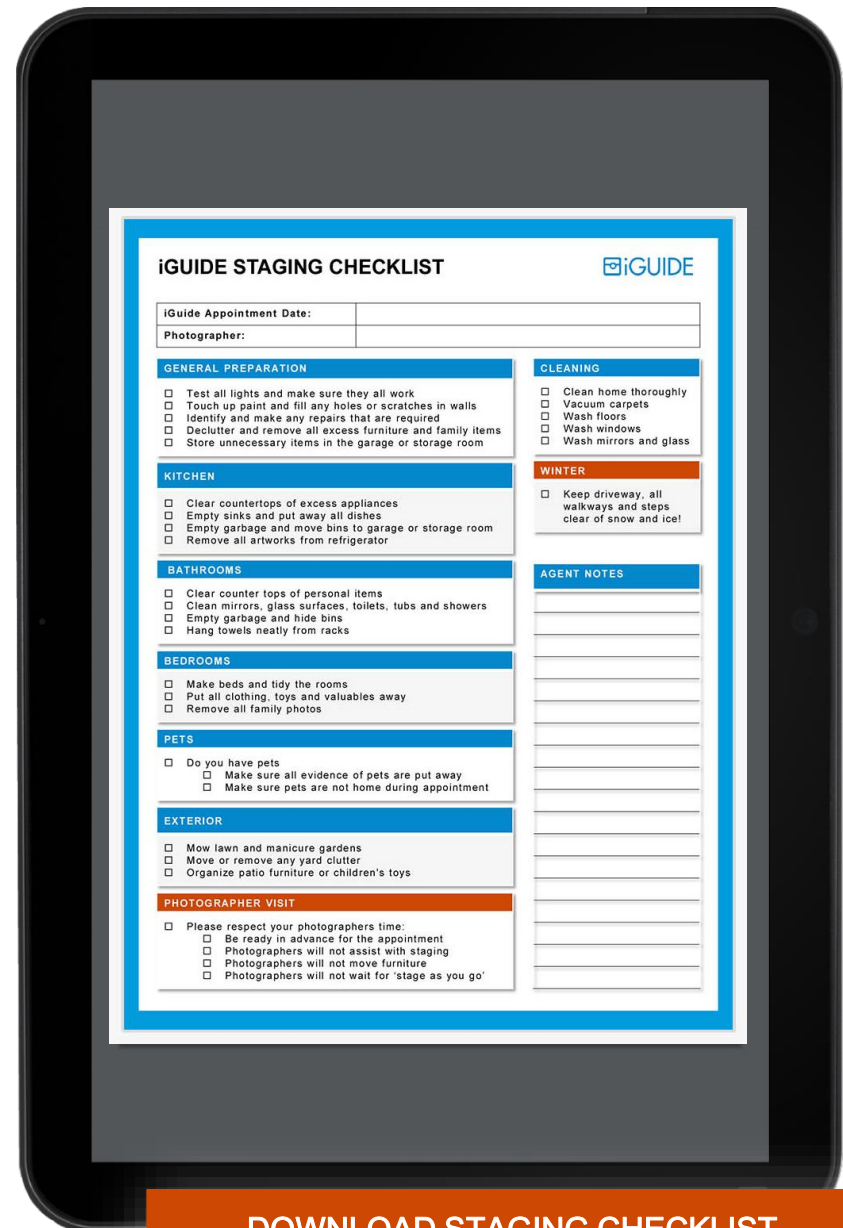


BRANDED FLOOR PLANS

Stage the home for your iGUIDE:

Give your sellers a simple to use staging checklist to prepare for sale and iGUIDE appointment.

This checklist will make the most of their iGUIDE and present their home.



The image shows a tablet displaying the iGUIDE Staging Checklist. The form is titled "iGUIDE STAGING CHECKLIST" and includes the iGUIDE logo. It has fields for "iGuide Appointment Date:" and "Photographer:". The checklist is organized into several sections with checkboxes:

- GENERAL PREPARATION**
 - ☐ Test all lights and make sure they all work
 - ☐ Touch up paint and fill any holes or scratches in walls
 - ☐ Identify and make any repairs that are required
 - ☐ Declutter and remove all excess furniture and family items
 - ☐ Store unnecessary items in the garage or storage room
- CLEANING**
 - ☐ Clean home thoroughly
 - ☐ Vacuum carpets
 - ☐ Wash floors
 - ☐ Wash windows
 - ☐ Wash mirrors and glass
- KITCHEN**
 - ☐ Clear countertops of excess appliances
 - ☐ Empty sinks and put away all dishes
 - ☐ Empty garbage and move bins to garage or storage room
 - ☐ Remove all artworks from refrigerator
- BATHROOMS**
 - ☐ Clear counter tops of personal items
 - ☐ Clean mirrors, glass surfaces, toilets, tubs and showers
 - ☐ Empty garbage and hide bins
 - ☐ Hang towels neatly from racks
- BEDROOMS**
 - ☐ Make beds and tidy the rooms
 - ☐ Put all clothing, toys and valuables away
 - ☐ Remove all family photos
- PETS**
 - ☐ Do you have pets
 - ☐ Make sure all evidence of pets are put away
 - ☐ Make sure pets are not home during appointment
- EXTERIOR**
 - ☐ Mow lawn and manicure gardens
 - ☐ Move or remove any yard clutter
 - ☐ Organize patio furniture or children's toys
- WINTER**
 - ☐ Keep driveway, all walkways and steps clear of snow and ice!
- AGENT NOTES**
 - Empty space for handwritten notes.
- PHOTOGRAPHER VISIT**
 - ☐ Please respect your photographers time:
 - ☐ Be ready in advance for the appointment
 - ☐ Photographers will not assist with staging
 - ☐ Photographers will not move furniture
 - ☐ Photographers will not wait for 'stage as you go'

[DOWNLOAD STAGING CHECKLIST](#)

Final Walk Through Checklist



For your final Pre-Inspection:

Give your sellers a simple to use walk through checklist to ensure all conditions of sale have been met.

Use iGUIDE as a helpful reference tool.

The image shows a tablet displaying the iGUIDE Final Walk-Through Checklist. The form is titled "iGUIDE FINAL WALK-THROUGH CHECKLIST" and includes the iGUIDE logo. It is organized into several sections with checkboxes for various items to be inspected.

iGUIDE FINAL WALK-THROUGH CHECKLIST	
Date:	
iGuide URL:	
Password:	
GENERAL (INITIAL WALK THROUGH)	
<input type="checkbox"/> Turn all the lights on and off. Do they work properly?	
<input type="checkbox"/> Are all unwanted items and garbage removed?	
<input type="checkbox"/> Is there any new damage to floors or walls?	
<input type="checkbox"/> Has the property been left in clean condition?	
<input type="checkbox"/> Test all windows & doors to make sure they latch & lock properly	
CONDITIONS OF SALE	
<input type="checkbox"/> Have all agreed to appliances, chattels & fixtures been left?	
<input type="checkbox"/> Have the repairs been completed?	
<input type="checkbox"/> Have all warranties, user manuals and repairs been left?	
KITCHEN	
<input type="checkbox"/> Test all the faucets and check for any leaks?	
<input type="checkbox"/> Is there any signs of mold or water damage?	
<input type="checkbox"/> Test the appliances and make sure they are in working order?	
BATHROOMS	
<input type="checkbox"/> Test all the faucets and check for any leaks?	
<input type="checkbox"/> Is there signs of mold or water damage?	
<input type="checkbox"/> Test the toilets, tubs and showers and check for any leaks?	
<input type="checkbox"/> Does everything drain properly?	
LAUNDRY ROOM	
<input type="checkbox"/> Test the Washer and Dryer and check for any leaks?	
<input type="checkbox"/> Are they functioning properly?	
<input type="checkbox"/> Fill the utility sink. Does it drain properly?	
HOME SYSTEMS	
<input type="checkbox"/> Test the Home Heating and Air Conditioning System	
<input type="checkbox"/> Test the Garage Doors	
<input type="checkbox"/> Test the Security System	
EXTERIOR	
<input type="checkbox"/> Are all unwanted items and garbage removed?	
<input type="checkbox"/> Test any outside taps and irrigation systems (if applicable) ?	
WHAT TO BRING	
<input type="checkbox"/> Clipboard	
<input type="checkbox"/> Floor Plans	
<input type="checkbox"/> Pen or Pencil	
<input type="checkbox"/> Notepad	
<input type="checkbox"/> Couple extra Light Bulbs	
<input type="checkbox"/> Camera	
<input type="checkbox"/> Inspection Report	
<input type="checkbox"/> Your Agent	
WARRANTIES, RECEIPTS & MANUALS	
<input type="checkbox"/> Stove/Oven	
<input type="checkbox"/> Microwave	
<input type="checkbox"/> Refrigerator/Freezer	
<input type="checkbox"/> Dishwasher	
<input type="checkbox"/> Security System	
<input type="checkbox"/> Garage Door Opener	
KEYS & CODES	
<input type="checkbox"/> Main Doors	
<input type="checkbox"/> Out Buildings	
<input type="checkbox"/> Security Systems	
<input type="checkbox"/> Garage Door Openers	
<input type="checkbox"/> Mail Box	
NOTES	

[DOWNLOAD WALKTHROUGH CHECKLIST](#)